
































Event - 2016 International Hand Launch Glider Festival





































Event Dates	2016-05-14 to 2016-05-15	Location	Poway Glider Field - Poway,CA US
Event Type	F3K Hand Launch	Event Contest Director	Michael Seid - Carlsbad
















































Event Rounds (1-10) Overall Classification

Completed Rounds (1 Drop In Effect)															
#	Bib	Pilot Name	FAI	Total	Diff	Round 1	Round 2	Round 3	Round 4	Round 5	Round 6	Round 7	Round 8	Round 9	Round 10
1	11	Oleg Golovidov  		10968		1000	997	1000	1000	936	992	1000	1000	1000	1000
2	8	Reto Fiolka 		10966	-2	1000	998	1000	995	998	984	1000	1000	1000	1000
3	2	Roland Sommer 	GER-1586	10942	-24	1000	1000	972	1000	936	1000	1000	1000	997	1000
4	28	Toby Herrera  		10936	-6	1000	1000	1000	808	1000	1000	1000	944	997	1000
5	44	Paul Anderson  	USA 175907	10926	-10	1000	1000	1000	981	1000	983	1000	930	1000	1000
6	27	Bruno Pavani 	BRA 8238	10861	-65	1000	988	1000	995	995	1000	1000	969	1000	1000
7	20	Marco Aurelio Silveira Fracao 	BRA 10307	10838	-23	1000	1000	922	988	887	1000	1000	1000	992	1000
8	31	Michael Seid  		10833	-5	1000	992	1000	998	1000	945	1000	900	998	1000
9	32	Michael Smith  	USA66935	10832	-1	1000	995	767	1000	908	997	1000	1000	998	1000
10	6	Charles Morris  	USA856840	10817	-15	1000	992	880	1000	909	971	1000	1000	1000	1000
11	57	Clint Christofferson  		10704	-113	1000	896	1000	978	987	408	1000	865	983	1000
12	9	Mike Maurer  		10674	-30	1000	993	1000	990	995	784	1000	931	1000	1000
13	16	Holger Schrader 	GER-1969	10669	-5	1000	990	976	731	998	980	715	1000	997	1000
14	15	Nathan Miller  		10627	-42	774	987	1000	1000	923	941	1000	831	987	1000
15	65	Jun Catacutan  		10447	-180	1000	990	1000	1000	1000	824	957	681	995	1000
16	12	Gregg Bolton  		10401	-46	1000	993	948	985	964	592	373	993	961	1000

17	14	Matias Salar  		10359	-42	1000	963	1000	975	1000	783	703	1000	987	1000
18	10	Jon Finch  	USA 8480	10346	-13	1000	1000	1000	912	997	605	1000	1000	995	1000
19	23	Mario De Lucca 	BRA 2705	10291	-55	1000	978	931	987	997	1000	410	1000	995	1000
20	60	Sean Porter  		10259	-32	1000	854	939	886	990	328	717	1000	988	998
21	5	Kyle Clayton  		10226	-33	1000	968	1000	890	929	605	657	1000	997	1000
22	18	Doug Cronkhite  	USA63547	10190	-36	1000	995	893	978	937	791	697	963	983	1000
23	38	Skyler Raver  		10159	-31	1000	988	1000	1000	901	997	503	1000	993	902
24	48	Mark Chung  		10028	-131	1000	816	869	960	768	807	1000	972	891	1000
25	51	Gabriel Saia Cristianini 	8841	10028		1000	982	1000	978	837	0	570	1000	941	1000
26	62	John Graham  		10027	-1	1000	965	1000	910	932	967	420	1000	938	1000
27	43	Brent Lytle  		9993	-34	1000	872	639	916	806	769	723	959	948	1000
28	17	Clifton Motheral  		9989	-4	1000	963	741	826	721	908	657	976	968	960
29	1	Tim Traver  	USA 9595	9976	-13	771	978	904	959	829	966	673	963	933	500
30	52	Mark Canfield  		9776	-200	1000	922	952	768	833	753	1000	787	852	1000
31	3	Lex Mierop  		9743	-33	1000	983	683	688	927	966	674	809	728	1000
32	49	Gary Filice  		9725	-18	771	938	1000	887	884	605	897	852	961	683
33	55	Tom Kiesling  	USA135894	9684	-41	1000	970	889	892	987	798	930	798	503	1000
34		Adrian Dybwad 		9581	-103	1000	894	1000	946	847	555	347	859	886	1000
35	24	John McNeil  	86043	9577	-4	1000	946	694	710	988	756	694	930	988	915
36	7	Mickey Nowell  		9517	-60	1000	708	857	983	904	813	640	1000	993	702
37	25	Gary Fogel  		9496	-21	771	978	861	710	814	829	1000	993	503	642
38	37	Eric Brown  		9485	-11	571	956	1000	779	783	963	523	904	955	944
39	4	Lawrence Doan  		9388	-97	1000	884	1000	836	755	561	263	1000	966	1000
40	41	Rick Jay  		9346	-42	1000	953	807	701	866	966	327	956	768	721
41	64	Chris Brooksby  		9227	-119	1000	887	789	794	901	701	653	843	978	777

Event Rounds (11-12) Overall Classification

Completed Rounds (1 Drop In Effect)											
#	Bib	Pilot Name	FAI	Total	Diff	Round 11	Round 12	Sub	Drop	Pen	Percent
1	11	Oleg Golovidov  		10968		997	982	11904	936		100%
2	8	Reto Fiolka 		10966	-2	990	985	11947	981		100%
3	2	Roland Sommer 	GER-1586	10942	-24	1000	973	11878	936		100%
4	28	Toby Herrera  		10936	-6	997	998	11744	808		100%
5	44	Paul Anderson  	USA 175907	10926	-10	962	1000	11856	930		100%
6	27	Bruno Pavani 	BRA 8238	10861	-65	914	828	11689	828		99%
7	20	Marco Aurelio Silveira Fracao 	BRA 10307	10838	-23	936	1000	11725	887		99%
8	31	Michael Seid  		10833	-5	1000	649	11482	649		99%
9	32	Michael Smith  	USA66935	10832	-1	934	1000	11599	767		99%
10	6	Charles Morris  	USA856840	10817	-15	993	952	11697	880		99%
11	57	Clint Christofferson  		10704	-113	995	1000	11112	408		98%
12	9	Mike Maurer  		10674	-30	981	404	11078	404		97%
13	16	Holger Schrader 	GER-1969	10669	-5	997	1000	11384	715		97%
14	15	Nathan Miller  		10627	-42	1000	958	11398	771		97%
15	65	Jun Catacutan  		10447	-180	1000	0	10447			95%
16	12	Gregg Bolton  		10401	-46	987	978	10774	373		95%
17	14	Matias Salar  		10359	-42	948	582	10941	582		94%
18	10	Jon Finch  	USA 8480	10346	-13	837	0	10346			94%
19	23	Mario De Lucca 	BRA 2705	10291	-55	993	0	10291			94%
20	60	Sean Porter  		10259	-32	889	998	10587	328		94%
21	5	Kyle Clayton  		10226	-33	956	829	10831	605		93%

22	18	Doug Cronkhite  	USA63547	10190	-36	953	0		10190			93%
23	38	Skyler Raver  		10159	-31	875	0		10159			93%
24	48	Mark Chung  		10028	-131	945	231		10259	231		91%
25	51	Gabriel Saia Cristianini 	8841	10028		969	751		10028			91%
26	62	John Graham  		10027	-1	895	0		10027			91%
27	43	Brent Lytle  		9993	-34	1000	1000		10632	639		91%
28	17	Clifton Motheral  		9989	-4	973	953		10646	657		91%
29	1	Tim Traver  	USA 9595	9976	-13	1000	1000		10476	500		91%
30	52	Mark Canfield  		9776	-200	909	451		9927	151		89%
31	3	Lex Mierop  		9743	-33	961	998		10417	674		89%
32	49	Gary Filice  		9725	-18	909	943		10330	605		89%
33	55	Tom Kiesling  	USA135894	9684	-41	917	0		9684			88%
34		Adrian Dybwad 		9581	-103	947	747		10028	347	100	87%
35	24	John McNeil  	86043	9577	-4	856	794		10271	694		87%
36	7	Mickey Nowell  		9517	-60	868	689		10127	610		87%
37	25	Gary Fogel  		9496	-21	970	928		9999	503		87%
38	37	Eric Brown  		9485	-11	995	635		10008	523		86%
39	4	Lawrence Doan  		9388	-97	835	551		9651	263		86%
40	41	Rick Jay  		9346	-42	892	716		9673	327		85%
41	64	Chris Brooksby  		9227	-119	904	444		9371	144		84%
42	26	Pu Hsiung Lin 		9131	-96	736	878		9568	437		83%
43	56	Marc Maher  		8963	-168	876	452		9415	452		82%
44	42	Jeff Chipman  		8926	-37	926	462		9388	462		81%
45	19	Chuck Norris  		8315	-611	844	651		8622	307		76%
46	40	Chris Bloom  		8285	-30	995	533		8572	287		76%

47	29	Roy Nakano 🇺🇸 🇵🇸		7925	-360	895	602		8228	303		72%
48	47	Chris Adams 🇺🇸 🇺🇸		7895	-30	856	404		8296	401		72%
49	46	Terry Koplan 🇺🇸 🇵🇸		7521	-374	665	225		7621		100	69%
50	58	Jim Allen 🇺🇸 🇺🇸		7404	-117	719	635		7685	281		68%
51	59	Clifford Hunter 🇺🇸 🇵🇸		7396	-8	774	301		7496	100		67%
52	45	Donald Weihs 🇺🇸 🇵🇸		7253	-143	611	552		7554	301		66%
53	36	Don Lochhead 🇺🇸 🇵🇸		7141	-112	772	577		7141			65%
54	50	Dick Odle 🇺🇸 🇵🇸		6541	-600	755	489		6741	200		60%
55	61	John Blaske 🇺🇸 🇵🇸		6054	-487	0	0		6054			55%
56	35	Darwin Barrie 🇺🇸 🇵🇸		5496	-558	0	0		5496			50%
57	13	Charles Martin 🇩🇪		5457	-39	0	0		5557		100	50%
58	54	Marc Silverman 🇺🇸 🇵🇸		5140	-317	256	173		5241	101		47%
59	63	Amardeep Dugal 🇺🇸 🇵🇸		4754	-386	0	0		4754			43%
60	39	Allan Cohen 🇫🇷	FRA1023	0	-4754	0	0		0			0%
61	67	Johnny Walkonblue 🇺🇸 🇵🇸		0		0	0		0			0%
62	34	Jeff Pfeifer 🇺🇸 🇺🇸	USA403692	0		0	0		0			0%
63	53	Tom Knudtson 🇺🇸 🇵🇸		0		0	0		0			0%
64	33	Kelly Leggette 🇺🇸 🇷🇺		0		0	0		0			0%
65	66	Johnny Walkon 🇺🇸 🇵🇸		0		0	0		0			0%
66	68	Johnny Walkonred 🇺🇸 🇵🇸		0		0	0		0			0%

