

















63	<b>53</b>	Tom Knudtson  	0	0	0	0	0%
64	<b>33</b>	Kelly Leggette  	0	0	0	0	0%
65	<b>66</b>	Johnny Walkon  	0	0	0	0	0%
66	<b>68</b>	Johnny Walkonred  	0	0	0	0	0%

## Event Flyoff #1 Rounds (4) Overall Classification

### Completed Rounds (1 Drop In Effect)

#	Bib	Pilot Name	Total	Diff	Round 13	Round 14	Round 15	Round 16	Sub	Drop	Pen	Percent
1	<b>28</b>	Toby Herrera  	<b>14697</b>		905	<b>1000</b>	856	<b>1000</b>	15505			100%
2	<b>8</b>	Reto Fiolka 	<b>14691</b>	-6	896	946	883	<b>1000</b>	15672			100%
3	<b>32</b>	Michael Smith  	<b>14690</b>	-1	<b>1000</b>	995	863	<b>1000</b>	15457			100%
4	<b>27</b>	Bruno Pavani 	<b>14636</b>	-54	785	992	998	<b>1000</b>	15464			100%
5	<b>11</b>	Oleg Golovidov  	<b>14578</b>	-58	689	992	929	<b>1000</b>	15514			99%
6	<b>31</b>	Michael Seid  	<b>14558</b>	-20	727	998	<b>1000</b>	<b>1000</b>	15207			99%
7	<b>20</b>	Marco Aurelio Silveira Fracao 	<b>14411</b>	-147	767	980	826	<b>1000</b>	15298			98%
8	<b>6</b>	Charles Morris  	<b>14366</b>	-45	863	901	785	<b>1000</b>	15246			98%
9	<b>2</b>	Roland Sommer 	<b>14174</b>	-192	899	995	338	<b>1000</b>	15110			96%
10	<b>44</b>	Paul Anderson  	<b>14095</b>	-79	510	988	671	<b>1000</b>	15025			96%